

COMPANY NAME	000 "Ferro"
Item No:	EFD21

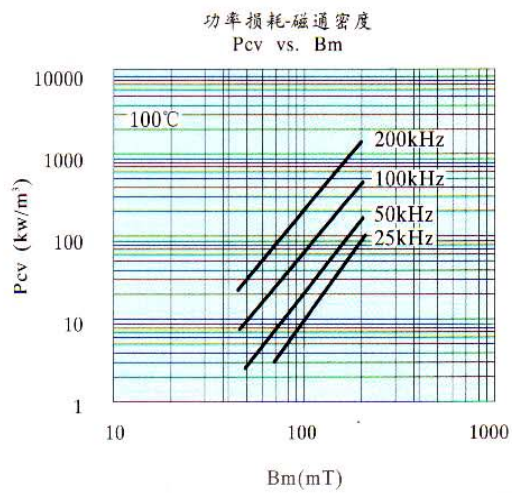
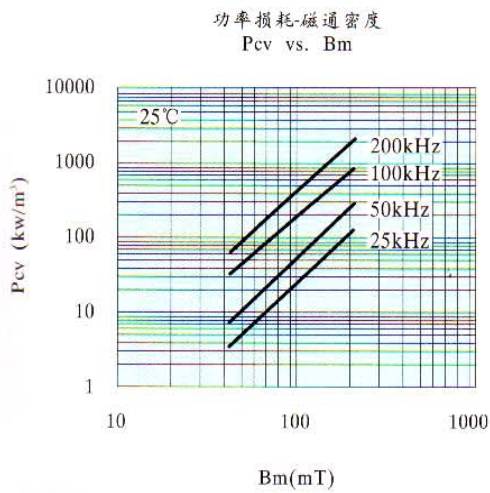
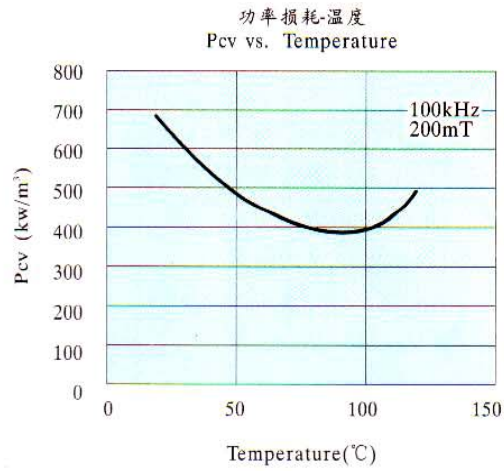
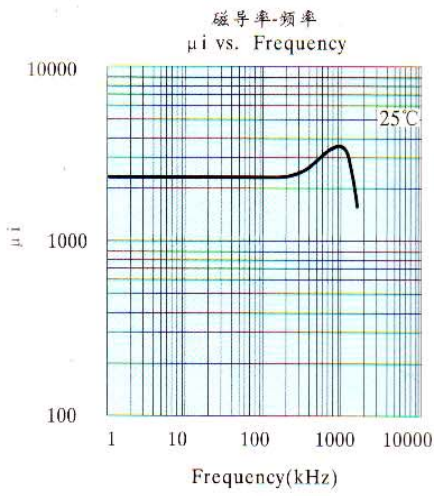
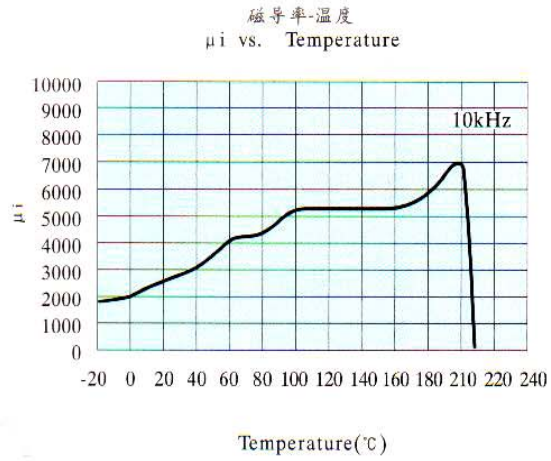
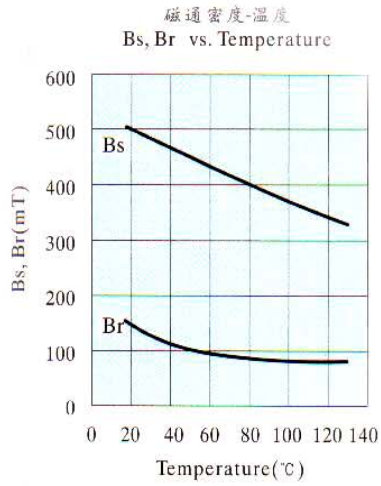
Table of Mn-Zn MATERIALS CHARACTERISTICS

	Unit	Measuring Conditions		PC40
Initial permeability μ_i	—	1kHz	23±3°C	2300±25%
Core loss P_v	mW/cm^3	100kHz 200mT	25°C	600
			60°C	450
			100°C	410
			120°C	480
Saturation magnetic flux B_s	mT	1194A/m	25°C	510
			60°C	450
			100°C	390
			120°C	350
Retentivity	mT		25°C	95
			60°C	65
			100°C	55
			120°C	50
Coercivity	A/m		25°C	14.3
			60°C	10.3
			100°C	8.8
			120°C	8
Cuire Temperature T_c	°C			>215
Resistivity P	$\Omega \cdot m$			6.5
Apparent density d	g/cm^3			4.8

1mt=10guass, 1A/m=0.012566Oersted

CURVES OF Mn-Zn MATERIALS CHARACTERISTICS

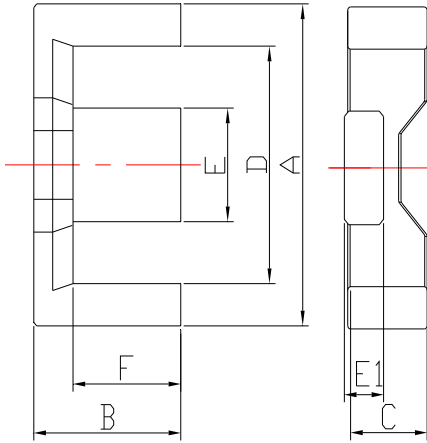
PC40



SPECIFICATION

1. MATERIAL: PC40

2. DIMENSION (mm)



A	20.90±0.3
B	10.1±0.2
C	6.65±0.2
D	16.3±0.3
E	8.7±0.2
F	7.8±0.2
E1	3.55±0.15

CORE SET PARAMETER

Core constant	C_1	1.63	mm^{-1}
Effective core length	L_e	48.8	mm
Effective cross section	A_e	29.8	mm^2
Effective volume	V_e	1459.6	mm^3
weight	W_g	6.9	g/set

4.ELECTICAL CHARATERISTICS

4.1 INSUCTANCE

AL-VALUE 1400(nH/N*N)±25%

Test Conditions 1KHz 0.25V \varnothing 0.31*10Ts 25±2°C

4.2 POWER LOSS: $P_{cm} \leq 130\text{mw/g}(T,f,B_m)$

4.3 Test Condition: 100kHz 200mT \varnothing 0.31*10Ts 80~100°C

	Item No	EFD21		
	Name	Ferrite Core		
	Revision	A1	Page No	4/5

4.3 TEST INSTRUMENTATION

For INSUCTANCE: TH2816B

For POWER consumption: GHY/5 tester

5. Maximum chip off

5.1 The depth of crack in the ground surface should be no more than 1/4,length is no more than 1/4,length of lengthen line in the non-ground surface, the depth should be no more than 1/3,length is no more than 1/3 length of lengthen line.

5.2 The total chip square should be no more than 3.0 mm², quantity should be no more than 3.In the non-ground surface,the total chip square should be no more than 6.0 mm², and quantity should be no more than 4

6. Inspection Method

According to GB2828.1-2003,one time normal random sampling,Inspect level II ,

AQL should be as follows:

	AQL	Inspect Item
A	0.65	Electromagnetic Property
B	1.0	Outside Size
C	1.5	Outside Quality

7. Packing

Formed plastic box is used to inside packing, paper box is used to outside packing, each package's right or left side shows product model and ROHS certificate

	Item No	EFD21		
	Name	Ferrite Core		
	Revision	A1	Page No	5/5